



CATALOGO RICAMBI SPARE PARTS LIST

PINZE, INSERTI, PROFILI ED ACCESSORI

CLAMPS PANEL, INTERNAL,
EXTERNAL RUBBER AND
ACCESORIES

Articoli sempre disponibili a magazzino,
per specifiche necessità chiedere informazioni.




Items always available in stock,
for specific needs ask for information

info@boggianirenato.it
tel. +39 0376779364





PINZE ED ACCESSORI

CALAMITA TONDA
(ϕ 12X3T)

ROUND MAGNET

TKX-D12X3T**GOMMA PER PINZA**
SNODO**Q132022+Q132021**RUBBER (Q132022+Q132021)
(400524)
supplied in couple**TKX-Q132021****GOMMINO "A" BIANCO**
83Sh (412082 - 400524 -
411891)WHITE RUBBER LOWER LEFT
83sh. (412082 - 400524 -
411891)**BR-219****GOMMINO "B" BIANCO**
83Sh (412083 - 400525 -
411892)WHITE RUBBER LOWER
RIGHT 83sh. (412083 - 400525 -
411892)**BR-218****INSERTO GLC 320/360 F.**
[308350]INTERNAL INNER FEMALE
GLC320/360 [308350]**BR-138****INSERTO GLC 320/360 M.**
[308349]INTERNAL INNER MALE
GLC320/360 [308349]**BR-139****INSERTO LC - CORTO DX**
(F) [308246 - C2071]INTERNAL RUBBER LC -
SHORT R. (F) [308246 - C2071]**BR-067****INSERTO LC - CORTO SX**
(M) [308247- C2070]INTERNAL RUBBER LC -
SHORT L. (M) [308247- C2070]**BR-066****INSERTO LC320/360 F. -**
L.320mm [308243/44]INTERNAL RUBBER F.
LC320/360 [308243/44]**BR-114****INSERTO LC320/360 M. -**
L.320mm [308242/45]INTERNAL RUBBER M.
LC320/360 [308242/45]**BR-113****PINZA GLC320 INF. DX**
[202646A]CLAMP PANEL LOWER RIGHT
GLC320 (202646A)**BR-346/INF****PINZA GLC320 INF. SX**
[202646B]CLAMP PANEL LOWER LEFT
GLC320 (202646B)**BR-347/INF****PINZA GLC320 SNODO**
SUP. DX [Q1G32026]CLAMP PANEL GLC 320 RIGHT
UPPER FLEX (Q1G32026)**BR-377****PINZA GLC320 SNODO**
SUP. SX [Q1G32024]CLAMP PANEL GLC 320 LEFT
UPPER FLEX (Q1G32024)**BR-378****PINZA GLC320 SUP. DX**
[202647A]CLAMP PANEL UPPER RIGHT
GLC320 (TKX-202647B)**BR-346****PINZA GLC320 SUP. SX**
[202647B]CLAMP PANEL UPPER LEFT
GLC320 (202647B)**BR-347**

PINZE ED ACCESSORI

PINZA GLC360 INF. DX
[F1GLC04001]CLAMP PANEL LOWER RIGHT
GLC360 [F1GLC04001]**BR-375/INF****PINZA GLC360 INF. SX**
[F1GLC04002]CLAMP PANEL LOWER LEFT
GLC360 [F1GLC04002]**BR-376/INF****PINZA GLC360 SNODO SUP. DX**
[F1GLC04005]CLAMP PANEL GLC 360 R.
UPPER FLEX [F1GLC04005]**BR-015****PINZA GLC360 SNODO SUP. SX**
[F1GLC04006]CLAMP PANEL GLC 360 L.
UPPER FLEX [F1GLC04006]**BR-016****PINZA GLC360 SUP. DX**
[F1GLC04005]CLAMP PANEL UPPER RIGHT
GLC360 [F1GLC04005]**BR-376****PINZA GLC360 SUP. SX**
[F1GLC04006]CLAMP PANEL UPPER LEFT
GLC360 [F1GLC04006]**BR-375****PINZA LC280 [C-2068] A**CLAMP PANEL "A" LC280
[C-2068]**BR-641/A****PINZA LC280 [C-2069] B**CLAMP PANEL "B" LC280
[C-2069]**BR-641/B****PINZA LC280PD**
[202048] ACLAMP PANEL "A" LC280PD
[202048]**BR-464/A****PINZA LC280PD**
[202049] BCLAMP PANEL "B" LC280PD
[202049]**BR-464/B****PINZA LC300 INF. DX**CLAMP PANEL LC300 LOWER
RIGHT**TK1-C120026****PINZA LC300 INF. SX**CLAMP PANEL LC300 LOWER
LEFT**TK1-C120027****PINZA LC300 SUP. DX**CLAMP PANEL FOR LC 300
UPPER RIGHT**TK1-C120024****PINZA LC300 SUP. SX**CLAMP PANEL FOR LC 300
UPPER LEFT**TK1-C120025****PINZA LC320 prof. bianco**
DX [CL-1077 - 2B0746A]CLAMP PANEL LC320 RIGHT
-white ext. rubber
[CL-1077-2B0746A]**BR-366B****PINZA LC320 prof. bianco**
SX [CL-1078 - 2B0746B]CLAMP PANEL LC320 LEFT -
white ext. rubber [CL-1078 -
2B0746B]**BR-367B**

PINZE ED ACCESSORI

PINZA LC320 prof. nero DX [CL-1077 - 2B0746A]

CLAMP PANEL LC320 RIGHT -
black ext. rubber
[CL-1077-2B0746A]
BR-366

**PINZA LC320 prof. nero SX [CL-1078 - 2B0746B]**

CLAMP PANEL LC320 LEFT -
black ext. rubber
[CL-1078-2B0746B]
BR-367

**PINZA LC360 5 POSIZ. 'A'**


CLAMP PANEL "A" LC360 (5
stations)

TKO-201941A**PINZA LC360 5 POSIZ. 'B'**

CLAMP PANEL "B" LC360 (5
stations)

TKO-201941B**PINZA LC360 WPD/NPD 7 POSIZ. DX [C164025] anodizz. nera**


CLAMP PANEL LEFT LOWER
(C164025)

TKO-C164008**PINZA LC360 WPD/NPD 7 POSIZ. SX [C164024] anodizz. nera**


CLAMP PANEL RIGHT LOWER
(C164024)

TKO-C164009**PROFILO EST. GLC320/360 DX [F1GLC4003]**

EXTERNAL RUBBER
GLC320/360 RIGHT
[F1GLC4003]

BR-400**PROFILO EST. GLC320/360 SX [F1GLC04004]**

EXTERNAL RUBBER GLC
360/320 LEFT [F1GLC04004]

BR-401**PROFILO EST. LC300 FEMMINA**


EXTERNAL RUBBER FEMALE
LC300

BR-403F**PROFILO EST. LC300 MASCHIO**

EXTERNAL RUBBER MALE
LC300

BR-403M**PROFILO ESTERNO LC360 F. [306147-C164018]**


EXTERNAL RUBBER FEMALE
LC360 [306147-C164018]

BR-395/F**PROFILO ESTERNO LC360 M. [306148-C164017]**

EXTERNAL RUBBER MALE
LC360 [306148-C164017]

BR-395/M**PROFILO ESTERNO SOLIS - FEMMINA**

EXTERNAL RUBBER FOR
SOLIS (FEMALE)

BR-607/F**PROFILO ESTERNO SOLIS - MASCHIO**

EXTERNAL RUBBER FOR
SOLIS (MALE)

BR-607/M**PROFILO ESTERNO SX F. LC280PD - LC320**

EXTERNAL RUBBER FEMALE
LC280PD/320

BR-411SX**PROFILO ESTERNO SX M. LC280PD - LC320 [2B0757]**

EXTERNAL RUBBER MALE
LC280PD/320

BR-411DX

PINZE ED ACCESSORI

**Z GOMMA NERA PER
PINZA [409427]**

CLAMP PANEL LID BLACK
[409427]

BR-196

